

Date: 09.07.2015

To,  
**Corporate Relationship Department**  
The Bombay Stock Exchange Limited  
Dalal Street, Mumbai – 400 001.

**Sub: -** Submission of Shareholding Pattern of Joy Realty Ltd pursuant to clause 35 of listing agreement for the quarter ended 30.06.2015.

**Ref:** Joy Realty Limited.

**Scrip Code:** 508929

Respected Sir/ Madam,

With reference to the captioned subject matter, please find enclosed herewith the “Shareholding Pattern” of Joy Realty Limited for the Quarter ended on 30.06.2015, as required to be submitted pursuant to clause 35 of the Listing Agreement.

Kindly take the same on record and oblige.

Thanking you.  
Yours faithfully,

For Joy Realty Limited



*BS*  
*N*  
*[Signature]*  
Mr. Bhavin Soni  
Managing Director & Compliance Officer  
DIN No: 00132135

Encl.: As above

**Introductory sub-table (I)(a)**

**Name of the Company: Joy Realty Limited**

**Scrip Code, Name of the scrip, class of security: 508929, JOYREALTY, T Group, Equity**


**Quarter ended: 30.06.2015**

<b>Partly paid-up shares:-</b>	<b>No. of partly paid-up shares</b>	<b>As a % of total no. of partly paid-up shares</b>	<b>As a % of total no. of shares of the company</b>
Held by promoter/promoter group	0	0.00	0.00
Held by public	0	0.00	0.00
<b>Total - D</b>	<b>0</b>	<b>0.00</b>	<b>0.00</b>

<b>Outstanding convertible securities:-</b>	<b>No. of outstanding securities</b>	<b>As a % of total no. of outstanding convertible securities</b>	<b>As a % of total no. of shares of the company, assuming full conversion of the convertible securities</b>
Held by promoter/promoter group	0	0.00	0.00
Held by public	0	0.00	0.00
<b>Total - E</b>	<b>0</b>	<b>0.00</b>	<b>0.00</b>

<b>Warrants:-</b>	<b>No. of warrants</b>	<b>As a % of total no. of warrants</b>	<b>As a % of total no. of shares of the company, assuming full conversion of warrants</b>
Held by promoter/promoter group	0	0.00	0.00
Held by public	0	0.00	0.00
<b>Total - F</b>	<b>0</b>	<b>0.00</b>	<b>0.00</b>

<b>Total paid-up capital of the company, assuming full conversion of warrants and convertible securities (Grand Total (A+B+C)+ (D+E+F))</b>	<b>0</b>	<b>0.00</b>	<b>2403280.00</b>
---	----------	-------------	-------------------




**Statement Showing Shareholding Pattern**

Category code	Category of Shareholder	Number of Shareholders	Table (I)(a)		Total shareholding as a percentage of total number of shares		Shares Pledged or otherwise encumbered	
			Total number of shares	Number of shares held in dematerialized form	As a percentage of (A+B)	As a percentage of (A+B+C)	Number of shares	As a percentage
(I)	(II)	(III)	(IV)	(V)	(VI)	(VII)	(VIII)	(IX)= (VIII)/(IV)*100
<b>(A)</b>	<b>Shareholding of Promoter and Promoter Group</b>							
<b>1</b>	<b>Indian</b>							
(a)	Individuals/ Hindu Undivided Family	9	1225060	407020	50.9745	50.9745	0	0.00
(b)	Central Government/ State	0	0	0	0.00	0.00	0	0.00
(c)	Bodies Corporate	1	79560	0	3.3105	3.3105	0	0.00
(d)	Financial Institutions/ Banks	0	0	0	0.00	0.00	0	0.00
(e)	Any Others (Person Acting in Concern and Relatives of Directors)	3	177620	0	7.3907	7.3907	0	0.00
	<b>Sub Total(A)(1)</b>	<b>13</b>	<b>1482240</b>	<b>407020</b>	<b>61.6757</b>	<b>61.6757</b>	<b>0</b>	<b>0.00</b>
<b>2</b>	<b>Foreign</b>							
a	Individuals (Non-Residents Individuals/ Foreign Individuals)	0	0	0	0.00	0.00	0	0.00
b	Bodies Corporate	0	0	0	0.00	0.00	0	0.00
c	Institutions	0	0	0	0.00	0.00	0	0.00
d	Any Others(Specify)	0	0	0	0.00	0.00	0	0.00
	<b>Sub Total(A)(2)</b>	<b>0</b>	<b>0</b>	<b>0</b>	<b>0.00</b>	<b>0.00</b>	<b>0</b>	<b>0.00</b>
	<b>Total Shareholding of Promoter and</b>	<b>13</b>	<b>1482240</b>	<b>407020</b>	<b>61.6757</b>	<b>61.6757</b>	<b>0</b>	<b>0.00</b>




<b>(B)</b>	<b>Public shareholding</b>								
<b>1</b>	<b>Institutions</b>								
(a)	Mutual Funds/ UTI	1	920	0	0.0383	0.0383	0	0.00	
(b)	Financial Institutions / Banks	0	0	0	0.00	0.00	0	0.00	
(c)	Central Government/ State	0	0	0	0.00	0.00	0	0.00	
(d)	Venture Capital Funds	0	0	0	0.00	0.00	0	0.00	
(e)	Insurance Companies	0	0	0	0.00	0.00	0	0.00	
(f)	Foreign Institutional Investors	0	0	0	0.00	0.00	0	0.00	
(g)	Foreign Venture Capital Investors	0	0	0	0.00	0.00	0	0.00	
(h)	Any Other (specify)	0	0	0	0.00	0.00	0	0.00	
	<b>Sub-Total (B)(1)</b>	<b>1</b>	<b>920</b>	<b>0</b>	<b>0.383</b>	<b>0.383</b>	<b>0</b>	<b>0.00</b>	
<b>B 2</b>	<b>Non-institutions</b>								
(a)	Bodies Corporate	10	97540	91700	4.0586	4.0586	0	0.00	
(b)	Individuals								
I	Individuals -i. Individual shareholders holding nominal share capital up to Rs 1 lakh	1667	359520	36800	14.9596	14.9596	0	0.00	
II	ii. Individual shareholders holding nominal share capital in excess of Rs. 1 lakh.	19	459620	237980	19.1247	19.1247	0	0.00	
(c)	Any Other (specify)	0	0	0	0.00	0.00	0	0.00	
(c-i)	Clearing Members								
(c-ii)	Non Resident Indians (NRI)	17	3440	0	0.1431	0.1431	0	0.00	
	<b>Sub-Total (B)(2)</b>	<b>1713</b>	<b>920120</b>	<b>366480</b>	<b>38.2860</b>	<b>38.2860</b>	<b>0</b>	<b>0.00</b>	



(B)	<b>Total Public Shareholding (B)= (B)(1)+(B)(2)</b>	<b>1714</b>	<b>921040</b>	<b>366480</b>	<b>38.3243</b>	<b>38.3243</b>	<b>0</b>	<b>0.00</b>
	<b>TOTAL (A)+(B)</b>	<b>1727</b>	<b>2403280</b>	<b>773500</b>	<b>100.00</b>	<b>100.00</b>	<b>0</b>	<b>0.00</b>
(C)	<b>Shares held by Custodians and against which Depository Receipts have been issued</b>							
1	Promoter and Promoter Group	0	0	0	0	0.00	0	0.00
2	Public	0	0	0	0	0.00		0.00
	<b>Sub-Total (C)</b>	<b>0</b>	<b>0</b>	<b>0</b>	<b>0</b>	<b>0</b>	<b>0</b>	<b>0.00</b>
	<b>GRAND TOTAL (A)+(B)+(C)</b>	<b>1727</b>	<b>2403280</b>	<b>773500</b>	<b>100.00</b>	<b>100.00</b>	<b>0</b>	<b>0.00</b>




Sr.No	Notes
1	
2	
3	NIL
4	
5	
6	
7	
8	
9	




B.S

<b>(I)(b) Statement showing holding of securities (including shares, warrants, convertible securities) of persons belonging to the category "Promoter and Promoter Group"</b>												
Sr.	Name of the shareholder	Details of Shares held		Encumbered shares (*)			Details of warrants		Details of convertible securities		Total shares (including underlying shares assuming full conversion of warrants and convertible securities) as a % of diluted share capital	
		Number of shares held	As a % of grand total (A)+(B)+(C)	No.	As a percentage	As a % of grand total (A)+(B)+(C) of sub-clause (I)(a )	Number of warrants held		Number of convertible securities held	As a % total number of convertible securities of the same class		
No.	(i)	(ii)	(iii)	(iv)	(v)	(vi)=(v)/(iii)*100	(vii)	(viii)	(ix)	(x)	(xi)	(xii)
1	BHAVIN J. SONI	291620	12.13	0	0.00	0.00	0	0.00	0	0.00	0	0
2	JAYANT SONI	232840	9.69	0	0.00	0.00	0	0.00	0	0.00	0	0
3	BHAVIN JAYANT SONI	221000	9.20	0	0.00	0.00	0	0.00	0	0.00	0	0
4	CHANDAN V MOTA	145600	6.06	0	0.00	0.00	0	0.00	0	0.00	0	0
5	JAYANTILAL B SONI HUF	105620	4.39	0	0.00	0.00	0	0.00	0	0.00	0	0
6	SNEHAL J DHARMASHI	153580	6.39	0	0.00	0.00	0	0.00	0	0.00	0	0
7	MALTI J SONI	100000	4.16	0	0.00	0.00	0	0.00	0	0.00	0	0
8	MONEY ANCHOR FINANCIAL SERVICE (P)	79560	3.31	0	0.00	0.00	0	0.00	0	0.00	0	0
9	RACHANA BHAVIN SONI	40420	1.68	0	0.00	0.00	0	0.00	0	0.00	0	0
10	JATIN T DHARMSHI	40000	1.66	0	0.00	0.00	0	0.00	0	0.00	0	0
11	KALPANA T DHARMASHI	36000	1.50	0	0.00	0.00	0	0.00	0	0.00	0	0
12	TARUN D DHARAMSHI	36000	1.50	0	0.00	0.00	0	0.00	0	0.00	0	0
	<b>TOTAL</b>	<b>1482240</b>	<b>61.68</b>	<b>0</b>	<b>0.00</b>	<b>0.00</b>	<b>0</b>	<b>0.00</b>	<b>0</b>	<b>0.00</b>	<b>0</b>	<b>0</b>
(*) The term "encumbrance" has the same meaning as assigned to it in regulation 28(3) of the SAST Regulations, 2011												



**(I)(c)(i) Statement showing holding of securities (including shares, warrants, convertible securities) of persons belonging to the category “Public” and holding more than 1% of the total number of shares**


Sr. No.	Name of the shareholder	Number of shares held	Shares as a percentage of total number of shares {i.e., Grand Total (A)+(B)+(C) indicated in Statement at para (I)(a) above}	Details of warrants		Details of convertible securities		Total shares (including underlying shares assuming full conversion of warrants and convertible securities) as a % of diluted share capital
				Number of warrants held	As a % total number of warrants of the same class	Number of convertible securities held	% w.r.t total number of convertible securities of the same class	
1	PIYA REDDY	237980	9.90	0	0.00	0	0.00	0
2	PROXEL MANAGEMENT AGENCIES PRIVATE LIMITED	56580	2.35	0	0.00	0	0.00	0
3	SHALIBHADRA PROPERTIES PRIVATE LIMITED	26680	1.11	0	0.00	0	0.00	0
<b>TOTAL</b>		<b>321240</b>	<b>13.37</b>	<b>0</b>	<b>0.00</b>	<b>0</b>	<b>0.00</b>	<b>0</b>





y Statement showing holding of securities (including shares, warrants, convertible securities) of persons (together with PAC) belonging to the category "Public" and holding more than 5% of the total number of shares of the company

Sr. No.	Name(s) of the shareholder(s) and the Persons Acting in Concert (PAC) with them	Number of shares	Shares as a percentage of total number of shares {i.e., Grand Total (A)+(B)+(C) indicated in Statement at para (I)(a) above}	Details of warrants		Details of convertible securities		Total shares (including underlying shares assuming full conversion of warrants and convertible securities) as a % of diluted share capital
				Number of warrants	As a % total number of warrants of the same class	Number of convertible securities held	% w.r.t total number of convertible securities of the same class	
1	PIYA REDDY	237980	9.90	0	0.00	0	0.00	0
<b>TOTAL</b>		<b>237980</b>	<b>9.90</b>	<b>0</b>	<b>0.00</b>	<b>0</b>	<b>0.00</b>	<b>0</b>


B.S  


<b>(I)(d) Statement showing details of locked-in shares</b>			
<b>Sr. No.</b>	<b>Name of the shareholder</b>	<b>Number of locked-in shares</b>	<b>Locked-in shares as a percentage of total number of shares {i.e., Grand Total (A)+(B)+(C) indicated in Statement at para (I)(a) above}</b>
1		0	0.00
2		0	0.00
3		0	0.00
4		0	0.00
<b>TOTAL</b>		<b>0</b>	<b>0.00</b>




**(II)(a) Statement showing details of Depository Receipts (DRs)**

<b>Sr. No.</b>	<b>Type of outstanding DR (ADRs, GDRs, SDRs, etc.)</b>	<b>Number of outstanding DRs</b>	<b>Number of shares underlying outstanding DRs</b>	<b>Shares underlying outstanding DRs as a percentage of total number of shares {i.e., Grand Total (A)+(B)+(C) indicated in Statement at para (I)(a) above}</b>
1		0	0	0.00
2		0	0	0.00
3		0	0	0.00
4		0	0	0.00
<b>TOTAL</b>		<b>0</b>	<b>0</b>	<b>0.00</b>



**(II)(b) Statement showing holding of Depository Receipts (DRs), where underlying shares held by "promoter/promoter group" are in excess of 1% of the total number of shares**

Sr. No.	Name of the DR Holder	Type of outstanding DR (ADRs, GDRs, SDRs, etc.)	Number of shares underlying outstanding DRs	Shares underlying outstanding DRs as a percentage of total number of shares {i.e., Grand Total (A)+(B)+(C) indicated in Statement at para (I)(a) above}
1	N.A.	0	0	0.00
<b>TOTAL</b>		<b>0</b>	<b>0</b>	<b>0.00</b>



(III) (a) Statement showing Voting pattern of Shareholders, if more than one class of Shares/ Securities is issued by the issuer

Not Applicable

