

Introductory sub-table (I)(a)

Name of the Company: Joy Realty Limited

Scrip Code, Name of the scrip, class of security: 508929, JOYREALTY, T Group, Equity

Quarter ended: 30.09.2013

6

Partly paid-up shares:-	No. of partly paid-up shares	As a % of total no. of partly paid-up shares	As a % of total no. of shares of the company
Held by promoter/promoter group	0	0.00	0.00
Held by public	0	0.00	0.00
Total - D	0	0.00	0.00

Outstanding convertible securities:-	No. of outstanding securities	As a % of total no. of outstanding convertible securities	As a % of total no. of shares of the company, assuming full conversion of the convertible securities
Held by promoter/promoter group	0	0.00	0.00
Held by public	0	0.00	0.00
Total - E	0	0.00	0.00

Warrants:-	No. of warrants	As a % of total no. of warrants	As a % of total no. of shares of the company, assuming full conversion of warrants
Held by promoter/promoter group	0	0.00	0.00
Held by public	0	0.00	0.00
Total - F	0	0.00	0.00

Total paid-up capital of the company, assuming full conversion of warrants and convertible securities (Grand Total (A+B+C)+ D+E+F)	0	0.00	0.00
-------------------------------------------------------------------------------------------------------------------------------------------	----------	-------------	-------------



Statement Showing Shareholding Pattern								
Category code	Category of Shareholder	Number of Shareholders	Table (I)(a)		Total shareholding as a percentage of total number of shares		Shares Pledged or otherwise encumbered	
			Total number of shares	Number of shares held in dematerialized form	As a percentage of (A+B) ¹	As a percentage of (A+B+C)	Number of shares	As a percentage
(I)	(II)	(III)	(IV)	(V)	(VI)	(VII)	(VIII)	(IX)= (VIII)/(IV)*100
(A)	Shareholding of Promoter and Promoter Group²							
1	Indian							
(a)	Individuals/ Hindu Undivided Family	9	1225060	407020	50.97	50.97	0	0.00
(b)	Central Government/ State Government(s)	0	0	0	0.00	0.00	0	0.00
(c)	Bodies Corporate	1	79560	0	3.31	3.31	0	0.00
(d)	Financial Institutions/ Banks	0	0	0	0.00	0.00	0	0.00
(e)	Any Others (Person Acting in Concern and Relatives of Directors)	3	177620	0	7.40	7.40	0	0.00
	Sub Total(A)(1)	13	1482240	407020	61.68	61.68	0	0.00
2	Foreign							
a	Individuals (Non-Residents Individuals/ Foreign Individuals)	0	0	0	0.00	0.00	0	0.00
b	Bodies Corporate	0	0	0	0.00	0.00	0	0.00
c	Institutions	0	0	0	0.00	0.00	0	0.00
d	Any Others(Specify)	0	0	0	0.00	0.00	0	0.00
	Sub Total(A)(2)	0	0	0	0.00	0.00	0	0.00
	Total Shareholding of Promoter and	13	1482240	407020	61.68	61.68	0	0.00



(B)	Public shareholding							
1	Institutions							
(a)	Mutual Funds/ UTI	1	920	0	0.04	0.04	0	0.00
(b)	Financial Institutions / Banks	0	0	0	0.00	0.00	0	0.00
(c)	Central Government/ State Government(s)	0	0	0	0.00	0.00	0	0.00
(d)	Venture Capital Funds	0	0	0	0.00	0.00	0	0.00
(e)	Insurance Companies	0	0	0	0.00	0.00	0	0.00
(f)	Foreign Institutional Investors	0	0	0	0.00	0.00	0	0.00
(g)	Foreign Venture Capital Investors	0	0	0	0.00	0.00	0	0.00
(h)	Any Other (specify)	0	0	0	0.00	0.00	0	0.00
	Sub-Total (B)(1)	1	920	0	0.04	0.04	0	0.00
B 2	Non-institutions							
(a)	Bodies Corporate	9	97500	0	4.06	4.06	0	0.00
(b)	Individuals							
I	Individuals -i. Individual shareholders holding nominal share capital up to Rs 1 lakh	1680	359560	4640	14.96	14.96	0	0.00
II	ii. Individual shareholders holding nominal share capital in excess of Rs. 1 lakh.	19	459620	0	19.12	19.12	0	0.00
(c)	Any Other (specify)	0	0	0	0.00	0.00	0	0.00
(c-i)	Clearing Members	0	0	0	0.00	0.00	0	0.00
(c-ii)	Non Resident Indians (NRI)	17	3440	0	0.14	0.14	0	0.00
	Sub-Total (B)(2)	1725	920120	4640	38.29	38.29	0	0.00
(B)	Total Public Shareholding (B)= (B)(1)+(B)(2)	1726	921040	4640	38.32	38.32	0	0.00
	TOTAL (A)+(B)	1739	2403280	411660	100.00	100.00	0	0.00



(C)	Shares held by Custodians and against which Depository Receipts have been issued							
1	Promoter and Promoter Group	0	0	0	0	0.00	0	0.00
2	Public	0	0	0	0	0.00	0	0.00
	Sub-Total (C)	0	0	0	0	0	0	0.00
	GRAND TOTAL (A)+(B)+(C)	1739	2403280	411660	100.00	100.00	0	0.00




Sr.No	Notes
1	
2	
3	
4	
5	
6	
7	
8	
9	



(I)(b) Statement showing holding of securities (including shares, warrants, convertible securities) of persons belonging to the category "Promoter and Promoter Group"


Sr. No.	Name of the shareholder	Details of Shares held		Encumbered shares (*)			Details of warrants		Details of convertible securities		Total shares (including underlying shares assuming full conversion of warrants and convertible securities) as a % of diluted share capital
		Number of shares held	As a % of grand total (A)+(B)+(C)	No.	As a percentage	As a % of grand total (A)+(B)+(C) of sub-clause (I)(a)	Number of warrants held	As a % total number of warrants of the same class	Number of convertible securities held	As a % total number of convertible securities of the same class	
(i)	(ii)	(iii)	(iv)	(v)	(vi)=(v)/(iii)*100	(vii)	(viii)	(ix)	(x)	(xi)	(xii)
1	BHAVIN J. SONI	291620	12.13	0	0.00	0.00	0	0.00	0	0.00	0
2	BHAVIN JAYANT SONI	221000	9.20	0	0.00	0.00	0	0.00	0	0.00	0
3	CHANDAN V. MOTA	145600	6.06	0	0.00	0.00	0	0.00	0	0.00	0
4	JAYANTILAL B SONI HUF	105620	4.39	0	0.00	0.00	0	0.00	0	0.00	0
5	JAYANT SONI	232840	9.69	0	0.00	0.00	0	0.00	0	0.00	0
6	JATIN T DHARAMSHI	40000	1.66	0	0.00	0.00	0	0.00	0	0.00	0
7	KALPANA T DHARAMSHI	36000	1.50	0	0.00	0.00	0	0.00	0	0.00	0
8	MALTI J SONI	100000	4.16	0	0.00	0.00	0	0.00	0	0.00	0
9	MONEY ANCHOR FINANCIAL SERVICE (P) LIMITED	79560	3.31	0	0.00	0.00	0	0.00	0	0.00	0
10	RACHANA B. SONI	40420	1.68	0	0.00	0.00	0	0.00	0	0.00	0
11	SNEHAL J SONI	105580	4.39	0	0.00	0.00	0	0.00	0	0.00	0
12	SNEHAL J DHARAMSHI	48000	2.00	0	0.00	0.00	0	0.00	0	0.00	0
13	TARUN D. DHARAMSHI	36000	1.50	0	0.00	0.00	0	0.00	0	0.00	0
TOTAL		1482240	61.68	0	0.00	0.00	0	0.00	0	0.00	0

(*) The term "encumbrance" has the same meaning as assigned to it in regulation 28(3) of the SAST Regulations, 2011




(I)(c)(i) Statement showing holding of securities (including shares, warrants, convertible securities) of persons belonging to the category “Public” and holding more than 1% of the total number of shares

Sr. No.	Name of the shareholder	Number of shares held	Shares as a percentage of total number of shares {i.e., Grand Total (A)+(B)+(C) indicated in Statement at para (I)(a) above}	Details of warrants		Details of convertible securities		Total shares (including underlying shares assuming full conversion of warrants and convertible securities) as a % of diluted share capital
				Number of warrants held	As a % total number of warrants of the same class	Number of convertible securities held	% w.r.t total number of convertible securities of the same class	
1	MINAL AGENCIES PRIVATE LIMITED	56580	2.35	0	0.00	0	0.00	0
2	PIYA MADHUSUDAN REDDY	237980	9.90	0	0.00	0	0.00	0
3	SHALIBHADRA PROPERTIES PRIVATE LTD	26680	1.11	0	0.00	0	0.00	0
TOTAL		321240	13.37	0	0.00	0	0.00	0




(I)(c)(ii) Statement showing holding of securities (including shares, warrants, convertible securities) of persons (together with PAC) belonging to the category “Public” and holding more than 5% of the total number of shares of the company

Sr. No.	Name(s) of the shareholder(s) and the Persons Acting in Concert (PAC) with them	Number of shares	Shares as a percentage of total number of shares {i.e., Grand Total (A)+(B)+(C) indicated in Statement at para (I)(a) above}	Details of warrants		Details of convertible securities		Total shares (including underlying shares assuming full conversion of warrants and convertible securities) as a % of diluted share capital
				Number of warrants	As a % total number of warrants of the same class	Number of convertible securities held	% w.r.t total number of convertible securities of the same class	
1	PIYA MADHUSUDAN REDDY	237980	9.90	0	0.00	0	0.00	0
	TOTAL	237980	9.90	0	0.00	0	0.00	0



(I)(d) Statement showing details of locked-in shares

Sr. No.	Name of the shareholder	Number of locked-in shares	Locked-in shares as a percentage of total number of shares {i.e., Grand Total (A)+(B)+(C) indicated in Statement at para (I)(a) above}
1			0.00
2			0.00
3			0.00
4			0.00
TOTAL		0	0.00



(II)(a) Statement showing details of Depository Receipts (DRs)

Sr. No.	Type of outstanding DR (ADRs, GDRs, SDRs, etc.)	Number of outstanding DRs	Number of shares underlying outstanding DRs	Shares underlying outstanding DRs as a percentage of total number of shares {i.e., Grand Total (A)+(B)+(C) indicated in Statement at para (I)(a) above}
1				0.00
2				0.00
3				0.00
4				0.00
TOTAL		0	0	0.00



(II)(b) Statement showing holding of Depository Receipts (DRs), where underlying shares held by "promoter/promoter group" are in excess of 1% of the total number of shares

Sr. No.	Name of the DR Holder	Type of outstanding DR (ADRs, GDRs, SDRs, etc.)	Number of shares underlying outstanding DRs	Shares underlying outstanding DRs as a percentage of total number of shares {i.e., Grand Total (A)+(B)+(C) indicated in Statement at para (I)(a) above}
	N.A.	0	0	0.00
TOTAL				

